



DENS 'N DENTE

DENTAL SUPPLIES

Created for Dentists
by Dentists

EQUIPMENT CATALOGUE / 2021



WHY US?

Companies only have a chance at true greatness when they are driven by a mission.

Our mission is to transform the identity of dental supply companies...

Dens 'N Dente was created from a simple idea: Dentists should be able to receive quality products without compromising service and customer experience. As we embark in this new chapter of our existence, our growing company is changing the industry in an unprecedented way. We believe hard work and dedication to our clients will evolve the relationship between suppliers and customers.

We understand, because our company was...

Created for Dentists by Dentists





TABLE OF CONTENTS

CHAIRS	03
FLIGHT STOOLS	06
LIGHTING	07
BREWER STOOLS	09
DIGITAL X-RAYS	13
AUTOCLAVES	18
HANDPIECES	19
SMALL EQUIPMENT	21
HEALTHCARE OPTIMIZER	29
OFFICE DESIGN & CONSTRUCTION	30

A6 OPERATORY SYSTEM

SYSTEM FEATURES

- Hybrid Patient Chair (Hydraulic & Electromechanical)
- State-of-the-Art Hands Free Sensor Controlled Flight Touch LED Light
- Synchronized Chair and Back Movement for Superior Ergonomics
- Choose from 9 Plush Sewn or Seamless Upholstery Colours and 2 Ultraleather Colours
- Self Contained Water Bottle System
- Thin Backrest and Streamlined Seat Rest
- Designed and Engineered in Canada
- DCI Compatible Parts

PRICE
\$11,500.00

Includes Chair, Light, Delivery System & Controls



A12 OPERATORY SYSTEM

SYSTEM FEATURES

- A12 Hydraulic Patient Chair
- Synchronized Chair and back Movement
- for Superior Ergonomics
- Choose from 9 Plush Sewn or Seamless
- Upholstery Colours and 2 Ultraleather Colours
- Self Contained Water Bottle System
- Thin Backrest and Streamlined Seat Rest
- Designed and Engineered in Canada
- DCI Compatible Parts

PRICE
\$15,500.00

Includes Chair, Light, Delivery System & Controls



A2 ORTHO PACKAGE

SYSTEM FEATURES

- Hands Free Sensor Controlled Flight Torch LED Light
- 40" Light Post Mounted on L/R
- Sewn or Seamless Upholstery
- Quiet Electric Motor
- Optional: Touchpad Mounted on Chair or Deluxe Foot Control

PRICE

\$5,999.99

Includes Chair & Light



Introducing Osstem's Research Institute

Permanent, natural like reconstruction of missing teeth, good as the original one is THE ultimate goal of the Osstem Research Institute.



Osstem Research Institute has accumulated a wealth of experience and infrastructure. It is this experience and infrastructure that has gain worldwide recognition and reputation. Our aim is to lead the world in dental implant design and biocoating through advance digital and fundamental technology.

Our R&D strategy for continuous achievements:

- 01 Continuous investments
- 02 Acquisition of excellent research manpower
- 03 Focus & Aim
- 04 Acquisition of disruptive technology
- 05 Inter-expert network

K3™ Unit Chair Amazingly Attractive!

Healing Unit Chair K3, presented by Osstem Implant.

The smart technology optimized for dental clinic setting, Improving the preciseness of treatment; the simple, emotional design considering the flow line; and convenience will bring a great satisfaction to dentists, assistants and patients.

\$16,499.99

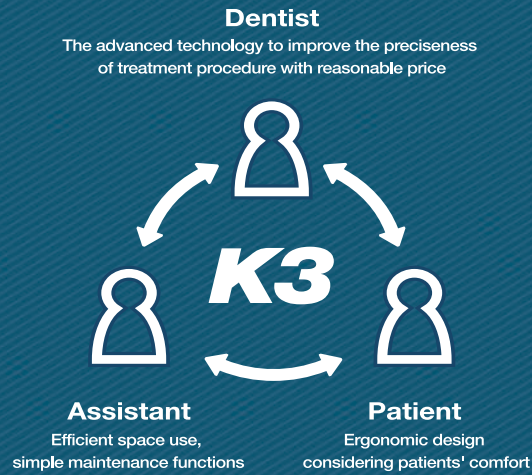
Includes Delivery & Installation
2 Year Limited Warranty

Financing Available



Attractive Design to All!

The most advanced technology, attractive design and reasonable options-
The Healing Unit Chair provides you with everything!



Simplicity & sophisticated

Simplicity added, complexity taken away. The stylish design not only matches any interior design but also creates a pleasant environment, making every patient comfortable.

Detail in detail


The smart module improves treatment preciseness, with the ergonomic design enhancing patients' comfort. The efficient structure of the side table and operation buttons facilitate prompt support by dental assistants.

Usage & attitude

A variety of colors and options with a wide range of choices with high-quality standard features in reasonable price. A superior, customized unit chair to satisfy customers' tastes and styles.

Beyond expectation

Perfect quality is realized by thorough service. Swift customer service and distinguished active service can help practitioners provide precise treatment and patients find psychological stability.



Overview

Osstem Implant
K3 02 / 03

Detail in detail for Dentists



the harmonious combination of these features will create the perfect clinical outcome. The smart and clean technology of K3 will improve dentists' intuition and minimize unnecessary movement. Our efforts to create the best clinical setting continue.

For smart & Accurate treatment Dr.Table & Others

Dr. Table of K3, equipped with 4,3" full color LCD display panel, lets the dentists get all the information needed for practice at a glance. The wide table, mouse pad, and chart holder can improve the preciseness and efficiency of treatment. Moreover, the various additional functions for the water-irrigating hand piece, lamp switch, RPM setting, and timer allow the operations to be done in a more stabilized, careful manner. In addition, the K3 chair, designed to offer adjustable height with wide range, provides a variety of positioning to create the best treatment setting.



Quick fact!

Film viewer function

The film viewer function can be activated by pressing the button on the operating panel, which turns the entire LCD display panel into white backlight for the visualization of intra-oral film.

Information display (animation)

Detailed information in the form of various animations on the LCD display makes the user realize the operation condition of the devices and controls at a glance.



Cart Type



Smart tool resting function

With the LED signal light showing the tool resting condition, the angle of the holder-designed to facilitate easy access to the tools-improves the accuracy of tool resting.



Scaler power control function

The scaler power control knob placed on the table provides easy control of the scaling power.



RPM preset function


Up to 3 of RPM setting-speed hand piece can be controlled from 2,000 rpm to 40,000 rpm; up to 3 rpm settings that are most frequently used can be preset, permitting a wide range of clinical applications. (when equipped with an electric motor)

Chart holder / Mouse pad / Expandable table

The chart holder-which can accommodate the tablet PC-as well as the conventional chart, wide mouse pad, and expandable table for holding additional devices will increase treatment efficiency.

The most optimized positioning during treatment

The K3 chair provides the most optimized positioning for clinicians and assistants as well as patients during treatment by adopting adjustable height control from 365 mm up to 795 mm, smooth table movement, and relatively easy way to make room.



Osstem Implant
K3 04 / 05



Detail in detail for Assistants



Buttons for accurate support and accessories considering user convenience will reduce the work steps and improve promptness for the assistant. This will help the assistants enhance their ability to fulfill the needs of clinicians and patients.

Effective for the treatment Assistant Table & Unit

The assistant table of K3 is designed to provide the most efficient arrangement for consumables and operating tools on the table. The swivel side table can enhance convenience during treatment without disrupting the flow line of the clinician while working on the patient. The tube-shaped unit leaning toward the patient side reflects our ardent desire for patient recovery, with its firm fixation to the ground increasing stability. Moreover, the user convenience and functionality of K3 are maximized with wide spittoon container, USB port, etc.



Quick fact!

Easy to Clean

Besides the spittoon container and cup holder, the one-touch detachable water feed tip helps keep the system clean easily.

Operation panel

Various functions including button for manual positioning, spittoon container, and button for light on/off are mounted on the operating panel of the K3 side table.



Rotating double-jointed table arm

K3 table arm with rotating double-joint enhances space utilization for the assistant and user-friendliness.



Water supply system with double sensor / Glass spittoon container

K3's water feed and Glass spittoon container are designed in convenient-to-use height and shape for patients of all ages, promoting the comfort of the patient. In addition, the water supply system with dual sensor can control the volume of water to be supplied; the wide, transparent glass spittoon container makes the cleaning process easier and more sanitary.



With adjustable water supply / Switch for hot water

A knob for controlling the amount of water supply and drain and an ON/OFF switch for hot water are placed on the front side of the unit, facilitating access by the assistant and providing user convenience.



USB Port & 220V power socket

The USB port and 220V power socket that come with the unit expand its connectivity to other devices.



Suction filter & side rack

The easily washable suction filter makes cleaning and maintenance easier; the detachable side rack can hold various tools during treatment.



Detail in detail for Patients

From the chair giving custom-made comfort to the unit offering convenience and delight- the ergonomic design of K3 will provide comfortable treatment experience to the patient and realize perfect dental care.



Ergonomical designed Patient Chair

The patient chair, which adopts high-performance hydraulic motor, and the unit separated from the chair and fixed to the ground minimize shaking during chair height adjustment. Moreover, a patient can maintain the most comfortable posture thanks to the wide back support and seating and head rest applying ergonomic design.



Arm-rest

The vertically movable arm rest gives better access in and out of the patient chair for the patient. The circle-shaped arm rest gives consideration to the patient's comfort and a great grip feeling so that the patient can rest his/her arms while sitting up or lying down during the treatment procedure.



Head-rest & Back-rest

The head rest is outstanding durability with designed angle to support the patient's head comfortably and easy height adjustment in one touch & no-load control function. The wider back support compared to conventional chairs and design enfolding the patient's shoulder give the patient comfort in any position and allow maintaining proper distance between the clinician and the patient.



Care unit with ground fixation, hydraulic system design

The patient chair equipped with a high-performance hydraulic motor and the unit fixed to the ground produce minimal shaking and noise during chair height adjustment.



Light & Accessories

The delicate functionality and design add final touches to the excellence of K3. Light and accessories are designed considering the user's gaze and flow line, enhancing the quality of practice.

Dental Light

Provided as standard equipment, the LED lamp with 6 levels of brightness control can enhance the treatment's procedural efficiency while minimizing patient discomfort. In addition, the blue cut-off technology applied to the lamp eliminates troublesome resin-hardening problem.

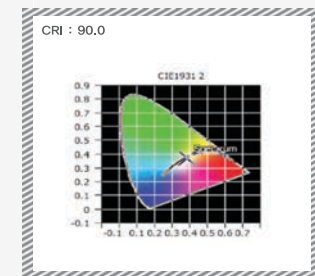


Natural white colored light

Yellow colored light

*K3 Dental LED Light Key Features

Technological Feature	Benefit
Long life, No replacement:	The LED lamp, which can last more than 30,000 hours (even if you use it for more than 2,000 hours per year), can be sustained for more than 15 years, reducing the burden of lamp replacement.
No IR:	LED with no infra-red emission does not cause heat generation, for comfortable treatment for both clinician and patient.
CCT 5000K	K3 LED lamp gives bright, clear light with color temperature of around 5000K; it is perfect for visualizing the teeth and inside of the oral cavity.
CRI > 90.0	CRI (Color rendering index) K3 LED light is higher than 90. Such high color rendering property can aid in more elaborate color-matching during implant or prosthetic treatment, facilitating efficient treatment procedure.
Blue cut-off	By adopting blue cut-off technology, chronic problems such as resin hardening can be eliminated.



Accessories

The three-in-one system featuring paper cup holder, tissue holder, and side table adds simplicity to the overall design; the monitor holding arm with triple joints helps get perfect display view from every angle of gaze.



All-in-one console (containing paper cup holder, tissue holder, and side table)



Monitor holding arm

Osstem Implant
K3 08 / 09

Dr. Stool

Dr. Stool equipped with ergonomic design will enhance comfort and banish fatigue due to long time treatment.



Foot Controller

The joy stick-type foot controller with its user-centered design ensures outstanding controllability with ease of chair positioning, hand piece rpm change, scaler operation, etc.



Technology



Color Options

K3 is available in a wide range of colorful options, so it blends harmoniously with any clinic interior.

1. Brown



2. Dark Blue



3. Red



4. Orange



5. Ivory



6. Light Green



7. Light Blue



8. Light Violet



The colors in the printed images may differ from those of the actual product

Specification

K3 will complete the best clinical setting with high-quality standard features and various options to choose from.

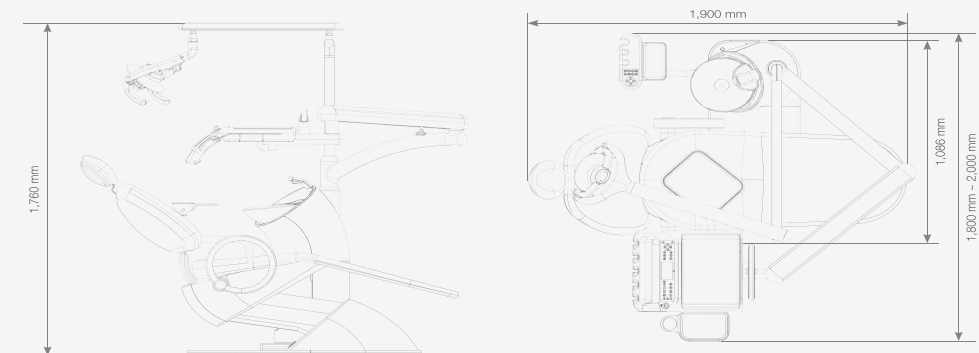
	Standard Features	Optional Features
Table Type	Mount or Cart type (select 1)	
Highspeed Handpiece	Osstem H310L & CL 2set (20W, LED-Optic, 4hole-spray)	Osstem H510L & CL (16W, LED-Optic, 4hole-spray, Mini head)
Lowspeed Motor	Osstem AE (air mode, external water supply)	Electric motor (Brushless, internal water supply, LED-Optic)
Lowspeed Contraangle	Osstem A200E (Push-button, external water supply)	
Lowspeed Straight	Osstem A400E (external water supply)	
Ultrasonic Scaler	Osstem S3 BIK (made by EMS)	DIT SONICbuff 300 DIT SONICbuff 300L (LED)
Stool	Dr.Stool	Assist.Stool
Other devices:	3-Way syringe 2set Vacuum syringe 1set Salivar ejector 1set	

*Standard and optional features subject to change depending on the company's policy

Specification



Dimensions



Osstem Implant
K3 10 / 11

STOOLS

Flight dental stools are ergonomically designed to provide exceptional comfort and reduce skeletal pain. Available in many colors.

SADDLE STOOL

PRICE \$499.99

DOCTOR STOOL

PRICE \$599.99

ASSISTANT STOOL

PRICE \$699.99



DELUXE
ASSISTANT STOOL



DELUXE
DOCTOR STOOL





SADDLE
STOOL



TORCH LED LIGHT

SYSTEM FEATURES

- Direct LED Light Bulbs - 50,000hr Life Expectancy
- Energy Efficient, No Heat Production
- Triple Axis Movement Of Light Head
- Sensor Control For On/Off Light
- Removable Handles For Cleaning
- Shadowless Rectangular Pattern



PRICE
\$2,500.00

Also available in ceiling mount.
Light is included in all chair packages.



IRIS LED LIGHT

STANDARD FEATURES

- Free Movement As A Result Of 3rd Axis
- Low Energy Consumption <20w
- No Fan, Less Noise & Improved Working Conditions
- Low Heat Production
- LED Life Expectancy Is About 50,000 Hours
- Patented Color Temperature Adjustment
- 3 Modes (Cure Safe Mode, Surgical Procedures, Colour Matching Mode)
- Made In Italy

PRICE
\$3,600.00

Available in post mount, ceiling mount and track light.
Prices vary, please contact your Dens 'N Dente account manager for more details.

Brewer

DENTAL, OPTICAL & LAB SEATING UPHOLSTERY COLOUR SELECTIONS

We have access to numerous color selections, including premium plush upholstery!

Most Popular Color Selections:



Additional Color Selections:



The Brewer Company proudly uses **Boltaflex, Naugahyde, and Morbern vinyl.**

Additional colour options are available upon request.

Flame Resistance Notes: For specific flammability codes, please call Brewer Customer Service at 800-558-8934 or visit www.brewercompany.com. To request larger swatches in a specific colour, please call 800-558-8934.

Premium Ultraleather™ and Luxor™ Leather color selections are subject to an upcharge. Limited CAL-133 fire resistant color options are available on a select number of stool models for an additional charge.

BETTER ERGONOMICS. SMARTER ECONOMICS.

According to the ADA, 300,00 injuries in the dental profession can be prevented with proper ergonomic intervention. These are profit-robbing musculoskeletal disorder-related injuries that can shorten careers and devastate your bottom line.

Take production to a higher level.

Brewer's advanced ergonomic seating solutions and patented innovations are specifically designed to help you minimize the effects of profit-robbing MSDs.

3300 Series - A better approach to back-saving comfort.

- Contoured, waterfall seat supports improved posture when leaning
- Synchronized seat & back tilt provides additional support throughout commonly utilized working positions
- Fully adjustable, contoured backrest helps assure proper lumbar support
- Assistant's models are available with or without seat tilt or backrest
- 5 year warranty

9100/9200 Series - Incorporating the best technology in the industry

- Continuous, synchronized seat and lumbar tilt offer added support throughout commonly utilized working positions
- Saddle-style seat features HybriGel™ Foam - a Brewer exclusive - offering unmatched pressure distribution to reduce fatigue and enhance comfort; assistant's models also feature HybriGel™ Foam in the arm rests
- 5 year warranty

135DSS Series - Meeting specialized needs with a patented breakthrough - Dynamic Split-Saddle-Seat Technology

- Patented split-saddle-seat design eases load on muscles by putting weight on "sits-bones"
- Offers superior cooling comfort, improved circulation and reproductive health
- Unique 360° circular movement strengthens core muscles as they actively support the spine, lessening lower back pain and spinal muscle degeneration
- Available in 3 cylinder heights; standard height recommended for staff 5'3" - 5'11" tall
- 5 year warranty

Better

3300 Series



Best

9100 Series



Specialty

135DSS Series



Brewer

BREWER OPERATORY SEATING SELECTION & SPECIFICATION GUIDE

9000 Series (9020BLST \$2,299.99 / 9000BST \$1,499.99)

Plush design, saddle with superior ergonomic features

- Cut out, saddle style seat measures 18"x18"
- Large backrest, with lumbar support measures 18"x18"
- Floating, synchronized seat and back tilt
- Standard height adjustment of 18.5" - 24.5" (lower and higher heights available)
- Seamless upholstery in vacuum form materials only

9100 Series (9120BL \$2,299.99 / 9100B \$1,499.99)

Superior ergonomic support, designed with the smaller statured professional in mind. Great for smaller operatories.

- Smaller, saddle style seat measures 18" wide by 16" depth
- Cut out backrest, offers comfortable lumbar support
- Floating, synchronized seat and back tilt
- Standard height adjustment of 18.5" - 24.5" (lower and higher heights available)
- Seamless upholstery in vacuum form materials only

9200 Series (9220BRST \$2,299.99 / 9200BST \$1,499.99)

Complete ergonomic support and adjustability with standard size seat and smaller backrest

- Saddle style seat measures 18"x18"
- Cut out backrest, offers comfortable lumbar support
- Floating, synchronized seat and back tilt
- Standard height adjustment of 18.5" - 24.5" (lower and higher heights available)
- Seamless upholstery in vacuum form materials only

Assistant Model

- Same features as Operators Stool
- Pneumatic height adjustment of 24" - 32"
- Ratcheted body support (available in left or right) with adjustable foot ring

Assistant Model

- Same features as Operators Stool
- Pneumatic height adjustment of 24" - 32"
- Ratcheted body support (available in left or right) with adjustable foot ring

Assistant Model

- Same features as Operators Stool
- Pneumatic height adjustment of 24" - 32"
- Ratcheted body support (available in left or right) with adjustable foot ring



135DSS Split Saddle Seat (135DSS \$1,399.99)

Innovative, dynamic split seat technology promotes back and circulatory health.

- Patented split seat design offers superior support and cooling comfort
- Unique 360 degree circular movement can be customized to personal preference
- Available in three heights; standard height recommended for staff 5'3" - 5'11" tall
- Numerous color options available, including premium UltraLeather upholstery



135DSS

3300 & 3100 Series (13335B \$999.99 / 3345BL \$1,399.99)

(3125B \$799.99 / 3145L \$1,199.99)

Traditional style seating offers ergonomic support while working long hours

- Contoured, waterfall seat measures 18"x18"
- Fully adjustable, contoured backrest measures 18"x18"
- Synchronized seat and back tilt
- Standard height adjustment of 18.5"/17.5" - 25"/24" (higher height available)
- Seamless upholstery with materials selection

2000 Series (2052BR \$1,299.99 / 2020B \$599.99)

Standard operatory seating offers traditional comfort

- Comfortable round seat is 16" in diameter with 4" of high density foam
- Adjustable, contoured backrest measures 16" wide by 6" high (optional)
- Standard height adjustment of 18" - 24" (higher height available)
- Seamless upholstery in vacuum form materials only



3335B



3345BL



3125B



3145L

Assistant Model

- Same features as Operators Stool
- Pneumatic height adjustment of 22" - 31"
- Ratcheted body support (available in left or right) with adjustable foot ring
- Seat tilt model available (3355BL)

Assistant Model

- Same upholstery as Operators Stool
- Adjustable, contoured backrest measures 16" wide by 6" high (optional)
- Pneumatic height adjustment of 20" - 26"
- 360° "Swing-a-Matic" body support (ratcheted body support on back model)
- Adjustable footrest standard



2052BR
Shown



2020B

Visible X-ray Guide

The user can conveniently adjust the FOV according to the purpose of the treatment.

Visible X-ray Guide


The user can conveniently adjust the FOV according to the purpose of the treatment.

Image Processing Technology

70um voxel and 6s reconstruction

One Shot Ceph

Fast acquisition to reduce patient movement and image distortion



Panoramic
Cephalometric
Cone Beam CT

PRICE (2D PAN)
\$45,999

PRICE (PAN & CEPH)
\$59,999

Easily upgradable to 3D
CBCT (2D Pan + 3D CT) \$119,999.99

Fast Scan - View a CT Image in Less than 10 Seconds

Ideal for immediate implant placement validation

Scan time: 4.9 seconds

Reconstruction time: 4 seconds

Specialized for Endodontic Procedures

Voxel size: 70um

Minimum FOV: 4x3cm

RAYSCAN 
RAYSCAN 

OPTEO

USB DIRECT INTRA-ORAL SENSOR

- Atraumatic & Ergonomic
- Simple & Automatic
- High-Definition & Precision
- Fully Adapted To All Your Clinical Practices
- Reliable & Robust

Thanks to its direct USB connection,
the Opteo sensor is portable.
It can follow the operator anywhere!

SIZE 1 PRICE \$4,600.00 / **SIZE 2 PRICE** \$4,999.00

DUO KIT PRICE

\$8,999.99

(Includes 1 of each sensor)
All sensors include software & unlimited users



 **Owandy**
RADIOLOGY

PRECISION

Equipped with High Frequency technology and a 0.4mm focal spot, the Owandy-RX ensures consistent exposure parameters and high quality X-ray emissions.

RELIABILITY

Designed to withstand all sorts of stress, the Owandy-RX arm is well-balanced, maneuverable, flexible and robust. It's equipped with a stabilising system: there are no unwanted movements or vibrations, providing a truly comfortable experience for both the practitioner and the patient. Furthermore, the Owandy-RX has built-in automatic exposure time compensation in the event of any power fluctuations.

ERGONOMIC DESIGN

The Owandy-RX is user-friendly and easy to handle due to its ergonomic design. Modern and compact, the Owandy-RX will enhance your surgery and integrate harmoniously.

Meeting your highest expectations...

Owandy-RX, the generator that combines precision, proven technology, simplicity and compatibility...





INTUITIVE & USER-FRIENDLY

The Owandy-RX is a user-friendly tool for the entire health care team. Operating the timer is spontaneous and requires no training. Controls are simple: only 3 very intuitive buttons are required for all settings. The first defines the type of tooth selected, the second calibrates the X-ray dosage according to the patient's build and the third selects the sensor (film or digital). Equipped with a 3.7" LCD screen, the Owandy-RX has a simple and intuitive user interface. The display may be personalized according to the language used. In response to energy saving concerns, the generator has an integrated sleep mode function in case of prolonged inactivity. The Owandy-RX generator is equipped with a manual remote trigger or timer ensuring the practitioner's safety whilst performing the examination. X-ray emissions are controlled safely and remotely with the wireless trigger option and no more cables obstruct the work top allowing you to move freely.

- Precision
- Reliability
- Intuitive
- Ergonomic Design
- Easy Installation

PRICE

\$4,999.99

High Frequency Intraoral X-Ray
with 80cm extension arm



I-MAX TOUCH

CEPHALOMETRIC 3D CONE BEAM IMAGING

TACTILE & NATURALLY INTUITIVE PANORAMIC IMAGING

Discover the simplicity and efficiency this unit can offer, alongside its universal comfort. The combination of intuitive and tactile technologies across the whole product range allows you to save precious time in your practice.

With its 24 programs, the IMAX Touch can handle any clinical exam:

- Standard Adult or Child Panoramic
- Left or Right Semi-Panoramic
- Reduced Dose Panoramic
- Bitewing Mode
- Incisive Block
- Maxillary Sinus
- Panoramic with Improved Orthogonality
- TMJ Open/ Closed Mouth
- 4 Quadrants / Tomographic Slices

2D PAN
PRICE \$34,500.00

CEPH UPGRADE
PRICE \$15,999.99

3D CBCT UPGRADE
PRICE \$75,999.99





CLAVE 16+
\$4,500.00



CLAVE 23+
\$5,500.00



AUTOCLAVES

SAFETY

- Double door protection system prevents the cycle from starting if the door is not correctly locked. This system also prevents the door from opening if the pressure inside the chamber is not equal to atmospheric pressure outside the chamber.
- Pressure safety valve prevents over pressure in the chamber and steam generator.
- The power is automatically cut if a short circuit or electrical fault occurs.
- Able to detect and identify the exact cause of any problem, and to issue a specific error code to the operator.
- Water level main switch in the main tank controlling the minimum and maximum water level.

DOCUMENTATION

- Printer:
An external printer is optional for all "Flight" autoclaves.
- USB Port:
It is used for connecting a USB stick, all sterilization data are automatically written in the USB stick and can be read directly in any PC and stored electronically.
- Internal Memory:
The last 20 cycles can be automatically stored in the autoclave system, which can be printed out at any time.

45° SURGICAL HIGHSPEED LED HANDPIECE



Single Port Water Spray



Direct LED Light



Anti-Slip Grip Design



Rear Exhaust



Ceramic Bearings



Push Button with Superior Chuck Strength

PRICE
\$799.99



ALL HANDPIECES BUY 2 GET 1 FREE!

HIGHSPEED HANDPIECES



TORQUE HEAD
MODEL: F-164T

PRICE
\$650.00

PRICE
\$650.00

MID-WEST 4 HOLE
MODEL: F-164



PRICE
\$650.00



TORQUE HEAD
MODEL: F-164KT

PRICE
\$650.00

KAVO® CONNECTION
MODEL: F-164K

PRICE
\$145.00



**STRAIGHT
NOSE CONE
(LOW SPEED)**

PRICE
\$450.00

PRICE
\$325.00



**SELF GENERATING
LED CONTRA-ANGLE
(LOW SPEED)**



**AIR
MOTOR
(LOW SPEED)**


Sable High Speed Handpieces



- 54500KL** attaches to KAVO coupler **2000015** reg. \$938.89
- 56500KL** attaches to KAVO coupler **2000016** reg. \$938.89
- ACCESS™ II** **2000003** reg. \$442.59
- ROTAMAX™ II** **2000004** reg. \$442.59
- 54500KL & 56500KL Couplers**
- 6 Hole KAVO MULTiflex LUX Type **2000116** reg. \$218.52
- 6 Hole LED KAVO MULTiflex LUX Type **2000119** reg. \$251.56
- ACCESS™ II & ROTAMAX™ II Couplers**
- 4 Hole 360° Quick Connect **2000101** reg. \$105.56



Sable™ KAVO™ Style Premium Slow Speed Components With Internal Air and Water




- 1610810** 1:1 Ball Bearing Push Button Latch Head reg. \$260.42
- 1610820†** 1:1 Screw-In Prophy Head reg. \$260.42
- 1610210** 1:1 Ball Bearing Contra Angle with Internal Air & Water reg. \$281.25
- 1610310** 1:1 Ball Bearing Straight Nose Cone with Internal Air/Water reg. \$414.58
- 1610110** 20K 4-Hole Motor with Internal Air & Water reg. \$614.58

†(Available only in Canada)




Sable MIDWEST™ Style Slow Speed Components



- 1600501** Snap-On Prophy Head reg. \$68.75
- 1600502** Screw-In Prophy Head reg. \$68.75
- 1600503** Standard Latch Head reg. \$68.75
- 1600507** Ball Bearing Swing Latch Head reg. \$175.00
- 1600204** 1:1 Contra Angle reg. \$220.83
- 1600302** 1:1 Nosecone reg. \$416.67



Sable NSK™ Style Slow Speed Components



- 1600401** AR-YK Type Snap-on Prophy reg. \$68.75
- 1600402** AR-YS Type Screw-in Prophy reg. \$68.75
- 1600403** Standard Latch reg. \$68.75
- 1600407** BB-YL Type B.B. Swing Latch reg. \$143.75
- 1600421** B.B. Push Button Latch reg. \$164.58
- 1600210** 1:1 Contra Angle reg. \$110.42
- 1600202** E-4R Type 4:1 Contra Angle reg. \$218.75
- 1600310** 1:1 Straight Nose Cone reg. \$281.25
- 1600110** 25K Air Motor reg. \$393.75

*Free component must be of equal or lesser value than least expensive slow speed component purchased. KaVo™ is a registered trademark of Kaltenbach & Voigt GmbH. NSK™ is a registered trademark of NSK Nakanishi Inc. Midwest™ is a registered trademark of DENTSPLY International Inc. Sable Industries Inc. is in no way affiliated with the above companies.

X^{light}3

Dental Curing Light

FEATURES

- Simple two button Operation of Use
- Four curing modes with Time Display
- Magnesium Alloy Shell
- Cordless operation with Rechargeable Lithium Ion Battery

PRICE
\$299.00



P4820
ULTRASONIC
CLEANER
\$139.99



MACHINE III
\$499.99



P4875
ULTRASONIC
CLEANER
\$799.99



FLIGHT ULTRASONIC
SCALER
\$875.00
ULTRASONIC INSERTS \$109.99

SPEAKMAN®

Absolutely the best.

A dental office is a workplace and must comply with the provincial occupational health and safety regulations. WHMIS effects all workplaces where the storage and use of chemicals occurs. Where the potential of injury exists to the eye or skin, the employer must protect the employee from the hazard and provide first aid treatment as outlined in the MSDS document. **THAT'S THE LAW!** Let us explain the standards and product solutions to ensure you protect your workers and your company.



EYEWASH SYSTEMS

Our newest eyewash faucet model, is a revolutionary product that combines a lab faucet with an independently operated eyewash.

- Two separate water supplies ensure that tepid water will bring relief to the victim, regardless if hot water is being run from the sink simultaneously.
- Single-post mount design will save valuable laboratory counter space and requires no additional space to be installed.
- Compliant to the ANSI Z358.1-2009 standard.

Widespread, lever handles independently operated Eyesaver® Eyewash and Faucet combination.

- Two separate water channels in the faucet body, one for the eyewash and the other for the faucet.
- Easy one motion lift handle eyewash activation.
- Colour-coded handles with 1/4-turn ceramic cartridges.
- Swivel or rigid spout up to 100°.
- Compliant to the ANSI Z358.1-2009 standard.

Introducing HydroGuard® XP, the next wave of ASSE 1071 listed valves with more features, a simplified design and greater bypass flows. They are designed to deliver tepid (lukewarm) water to eye/face wash, drench shower and combination fixtures.

- Advanced Thermal Actuator provides precise temperature control.
- Exclusive inter cold water bypass ensures cold water flow in the event of loss of hot water.
- Flow effectively shuts down upon loss of cold water supply when tested under the condition specified in ASSE 1071 standard.
- Vandal-resistant locking mechanism to secure temperature setting.
- Checkstops to prevent cross flow.



SEF-1850
\$1299.99



SEF-1801
\$1299.99



19TM-150-11
\$799.99



THE ULTIMATE PRACTICE OPTIMIZER & RECALL SYSTEM

The Average Dental Office Has \$120,000 A Year In Untapped Earnings
Find Out How To Unlock This Potential!



LEAD YOUR PRACTICE TO SUCCESS AND MAXIMIZE PROFITABILITY
EASILY ACCESS ALL OF YOUR DAILY REPORTS & KEY PERFORMANCE INDICATORS
FILL APPOINTMENT GAPS WITH PATIENTS NOW®
MAKE MORE TIME FOR WHATS IMPORTANT TO YOU

PRACTICE OPTIMIZER & PATIENT HOMEPAGE

UNCOVER HIDDEN VALUE IN YOUR PRACTICE

Smiles First Healthcare Practice Optimizer is a revolutionary cloud based system that has the capability of sending daily, weekly and monthly KPI reports directly to you.

Our Patient Home Page is the ultimate patient portal, providing communication between patients and providers. With a secure username and password, patients can log into the system to verify upcoming appointments, request an appointment, view statements and remaining insurance.

Both programs will allow you to uncover hidden value in your practice and will seamlessly intergrate with your Practice Mangement System and accounting software.

TOP KEY FEATURES

PRACTICE OPTIMIZER

- Optimize your practice and maximize your profits
- Charge ideal prices with fee optimizer
- Connects with your Practice Management System
- Fill appointment gaps with PATIENTS NOW®
- Receive daily, weekly, monthly KPI reports
- Manage your morning meetings
- Help track what's happening in your practice

PATIENT HOMEPAGE

- Provides communication services between patients and providers
- Easily send appointment reminders
- Control your marketing campaigns
- Fill appointment gaps with PATIENTS NOW®
- Measure ROI for all marketing initiatives
- Uncover patients in need of dental care

CALL TODAY TO BOOK YOUR FREE PRACTICE EVALUATION!

1.855.770.0949

DISCOVER THE SMILES FIRST ADVANTAGE

info@smilesfirsthealthcare.com
www.smilesfirsthealthcare.com

OFFICE DESIGN & CONSTRUCTION SERVICES

- Turnkey Design & Building service
- Architectural Service
- Office Design
- General Contractors & Construction
- Interior Design & Furniture Selection
- Custom Cabinets & Fabricated Millwork
- X-ray Permits
- Project Management

OTHER DENS N DENTE SERVICES

- Used Equipment Sales
- Sterilization Protocol Inspections & Training (No Charge)
- I.T. Support & Solutions (We Specialize in Dental Software)
- C.E Courses & Team Training (Smiles First Academy)





DENS 'N DENTE
DENTAL SUPPLIES

Phone: 905.475.3367 • Toll Free: 1.866.449.9998

orders@densndente.ca • densndente.ca



#densndente